










Shawnigan Lake - Shawnigan Lake School Arena
October 11th, 2018 - From 11:18 AM to 11:36 AM

#	POS	HOME ROSTER	
0	F	ETHAN RYAN	
0	F	ETHAN TAYLOR	
0	D	CAMERON NISULA	
0	D	DUNCAN JUDGE	
0	F	ETHAN EWER	
0	F	ETHAN ROWORTH	
0	D	GARRISON BEACOM	
0	F	JACK STROM	
0	F	JACK WESTHAVER	
0	F	KEELAN CHESTER	
0	D	MATTHEW DAWSON	
0	F	NICHOLAS HOVDE	
0	F	NOAH HOVDE	
0	F	TOBIN BERGMAN	
0	F	TYLER BURTON	
0	F	LUCAS THOMSON-FIDDES	
0	D	REID FRYER	
0	G	BENJAMIN EDWARDS	
0	G	FRASER WYATT	S
Head Coach BRIAN PASSMORE			
Manager SAMUEL MCMULLEN			
Trainer THEO FAUST-ROBINSON			
Assistant Coach LIAM SPROULE			
Team above verified by BRIAN PASSMORE			

	SOUTH ISLAND ROYALS - Minor Midget Midget AAA	HOME	4	AWAY	5	FRASER VALLEY THUNDERBIRDS - Minor Midget AAA 
---	--	-------------	----------	-------------	----------	---

HOME SCORING					AWAY SCORING				
PER	TIME	SC	ASST		PER	TIME	SC	ASST	
1	00:18	TB	TB	DJ	2	07:09	BG	BP	LB
2	10:08	EE	ET	NH	3	08:32	CK	KW	KG
2	01:27	NH	ET	-	3	06:01	KT	LT	-
3	13:51	NH	ET	RF	3	00:26	DB	AW	CK
Total: 4					Total: 5				

Referee	
RYAN WHITE	
Linesman	
JOSHUA CHASE BYERS	
Linesman	
AIDAN PACHOLUK	
Scorekeeper	
ASHOK JUDGE	
Timekeeper	
ASHOK JUDGE	

Period 1	20:00	Period 2	20:00	Period 3	20:00	Overtime	10:00
----------	-------	----------	-------	----------	-------	----------	-------

#	POS	AWAY ROSTER	
0	D	ABRAM WIEBE	
0	F	AIDAN ROY	
0	F	BRAEDEN GRIESE	
0	D	DYLAN BROOKS	
0	D	BRIAN POL	
0	F	CLAY KURTZ	
0	F	DAVIS KISH	
0	F	KALE TAYLOR	
0	D	KYLE GRAHAM	
0	F	KYLE WICKMAN	
0	F	LIAM BURNS	
0	F	LIAM TANNER	
0	D	LUCAS BOURDON	
0	D	LUKE WISMER	
0	F	NATHAN FREW	
0	D	ZACHARY URQUHART	
0	G	JOZEF KUCHASLO	
0	G	RYAN SITEMAN	S
Manager DARRIN PONAK			
Assistant Coach MIKE CASSIVI			
Head Coach TRAVIS ODDY			
Assistant Coach CHRISTOPHER TRENDALL			
Trainer ALIX WAY			
Team above verified by TRAVIS ODDY			

HOME PENALTIES													
PER	#	SERV	OFFENCE	MIN	START	END	PER	#	SERV	OFFENCE	MIN	START	END
1	JS	JS	Tripping	2	07:38	05:38	3	KC	KC	Tripping	2	19:50	17:50
2	EE	EE	Head Contact	2	09:50	07:50	3	ER	ER	Slashing	2	11:56	09:56
2	EE	EE	Head Contact	2	07:50	05:50	Total: 5						

AWAY PENALTIES													
PER	#	SERV	OFFENCE	MIN	START	END	PER	#	SERV	OFFENCE	MIN	START	END
1	ZU	ZU	Boarding	2	14:45	12:45	3	AR	AR	Interference	2	12:26	10:26
1	NF	NF	Hooking	2	12:33	10:33	Total: 3						