





BC ELITE HOCKEY LEAGUE - Playoffs
 March 17, 2024 10:30 AM - 1:20 PM PDT
 Scotia Barn - Rink 1, Burnaby, BC

| # | POS | AWAY ROSTER | |
|--------------------------------------|-----|------------------|----|
| 7 | F | BRETT PEEBLES | |
| 8 | D | JOSH GENDRON | |
| 9 | D | GARRETT FEENEY | A |
| 10 | F | LANDON ALEXANDER | A |
| 11 | F | OWEN WILKINSON | |
| 12 | F | JAXON LARMAND | |
| 14 | F | LOGAN HAUKE | |
| 15 | D | SHEA BAKER | |
| 16 | F | WILLIAM MCKAY | |
| 17 | F | ISAIAH BAGRI | A |
| 18 | F | JACK TIDSBURY | |
| 19 | F | GRADY GUSTAFSON | |
| 20 | D | TYSON MATTHEWS | |
| 21 | F | RYLAN BISSETT | |
| 22 | F | LUCAS WOODBECK | |
| 23 | F | MASON LOEWEN | C |
| 24 | D | KENYON MCISAAC | |
| 30 | G | RYDER GREEN | S |
| 35 | G | JAXSON DIKUR | |
| 4 | D | BEN FOFONOFF | AP |
| Manager TREVOR SPRAGUE | | | |
| Head Coach TYLER BROUGH | | | |
| Assistant Coach RJAY BERRA | | | |
| Trainer PAMELA SOLMONSON | | | |

TEAM LINEUP VERIFIED BY
 TYLER BROUGH





AWAY


U18 AAA - Cariboo Cougars

3







HOME

U18 AAA - Vancouver North
East Chiefs

4



| AWAY GOALS | | | | | |
|------------|-------|----|------|----|----|
| PER | TIME | SC | ASST | | |
| 1 | 00:01 | 16 | 17 | - | PP |
| 2 | 19:35 | 16 | 17 | - | PP |
| 2 | 04:21 | 14 | 17 | 21 | PP |
| Total: 3 | | | | | |

| Referee | |
|---------------------------------|---|
| SAMUEL MOK |  |
| Assistant Referee | |
| HAZEL BARTHEL |  |
| Assistant Referee | |
| EVAN HOFER |  |
| Scorekeeper | |
| KYLE ROBERTSON |  |
| Timekeeper | |
| KYLE ROBERTSON |  |
| Supervisor | |
| NICHOLAS VAN DYK |  |
| Game ended at 06:43 in overtime | |

| HOME GOALS | | | | | |
|------------|-------|----|------|----|----|
| PER | TIME | SC | ASST | | |
| 2 | 12:14 | 17 | 24 | 10 | PP |
| 3 | 05:06 | 5 | - | - | |
| 3 | 01:03 | 16 | 10 | 24 | PP |
| OT | 06:43 | 18 | 16 | - | |
| Total: 4 | | | | | |

| | | | | | | | |
|------------|-------|------------|-------|------------|-------|----------|-------|
| 1st Period | 20:00 | 2nd Period | 20:00 | 3rd Period | 20:00 | Overtime | 10:00 |
|------------|-------|------------|-------|------------|-------|----------|-------|

| # | POS | HOME ROSTER | |
|--|-----|------------------------|----|
| 3 | D | DYLAN ELLIOTT | |
| 4 | D | JACK ROBINSON | |
| 5 | D | SEBASTIAN MILES | |
| 7 | F | JONAH POWER SMITH | |
| 9 | F | BRAYDEN YEE | |
| 10 | F | LUCAS MCDONALD | A |
| 11 | F | CALLUM MCSHERRY | |
| 12 | F | MICHAEL DOWDALL | |
| 14 | F | CHARLIE GARDINER | |
| 16 | F | JACK SCHIERAU | C |
| 17 | F | JAMES EAGLE | A |
| 18 | F | CHARLES ROBINSON | |
| 20 | D | ADAM LIAN | |
| 21 | F | MAXIMILLIAN AYSSLINGER | |
| 22 | F | IVERSON GRAVELINE | |
| 23 | D | MATTHEW DANE | |
| 24 | D | TYSON MOSS | |
| 30 | G | NATHAN CLAYDON | S |
| 35 | G | JOSHUA VALLEE | |
| 2 | D | BRETT TOMLIN | AP |
| Head Coach KEN GUTHRIE | | | |
| Assistant Coach CHRISTOPHER HARRISON | | | |
| Assistant Coach MATTHEW LIGGETT | | | |
| Assistant Coach RYAN JANG | | | |

TEAM LINEUP VERIFIED BY
 KEN GUTHRIE



| AWAY PENALTIES | | | | | | | | | | | | | |
|-------------------|----|------|-----------------------|-----|-------|-------|-----|----|------|-----------------------|-----|-------|-------|
| PER | # | SERV | PENALTY | MIN | START | END | PER | # | SERV | PENALTY | MIN | START | END |
| 1 | 23 | 23 | 8.3(a) - Interference | 2 | 09:00 | 07:00 | 2 | 17 | 17 | Game Misconduct | -- | 01:08 | --:-- |
| 2 | 8 | 8 | 8.2(a) - Hooking | 2 | 17:13 | 15:13 | 2 | 17 | 17 | 7.9(a) - Roughing | 2 | 01:08 | 18:55 |
| 2 | 22 | 22 | 7.6(a) - Head Contact | 2 | 13:22 | 12:14 | 3 | 23 | 23 | 8.3(a) - Interference | 2 | 01:40 | 01:03 |
| 2 | 10 | 10 | 8.3(a) - Interference | 2 | 08:26 | 06:26 | | | | | | | |
| Total: 7 (22 min) | | | | | | | | | | | | | |

| HOME PENALTIES | | | | | | | | | | | | | |
|--------------------|----|------|----------------------------|-----|-------|-------|-----|----|------|----------------------------------|-----|-------|-------|
| PER | # | SERV | PENALTY | MIN | START | END | PER | # | SERV | PENALTY | MIN | START | END |
| 1 | 3 | 3 | 8.2(a) - Hooking | 2 | 09:44 | 07:44 | 2 | 7 | 2 | 7.6(c) - Head Contact | 5+M | 07:16 | 02:16 |
| 1 | 18 | 18 | 7.6(a) - Head Contact | 2 | 06:41 | 04:41 | 2 | 12 | 12 | 7.9(a) - Roughing | 2 | 01:08 | 18:55 |
| 1 | 18 | 18 | 8.6(a) - Tripping | 2 | 04:29 | 02:29 | 2 | 10 | 10 | 8.5(a) - Goaltender interference | 2 | 01:02 | 19:02 |
| 1 | 2 | 2 | 10.7(a) - Too Many Players | 2 | 00:51 | 19:35 | 3 | 14 | 14 | 7.6(a) - Head Contact | 2 | 08:26 | 06:26 |
| 1 | 12 | 12 | 7.6(a) - Head Contact | 2 | 00:51 | 00:01 | OT | 5 | 5 | 8.3(a) - Interference | 2 | 09:04 | 07:04 |
| Total: 10 (23 min) | | | | | | | | | | | | | |